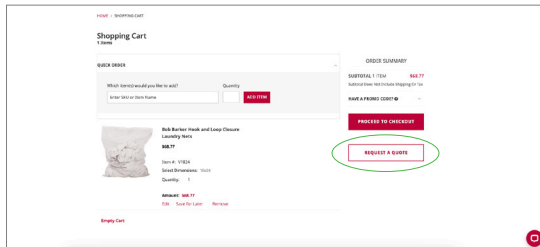
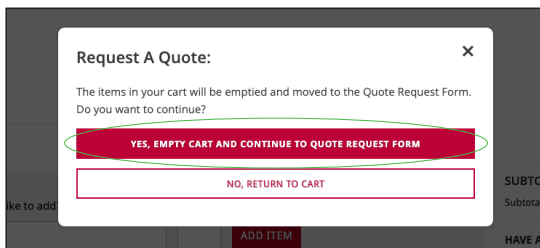


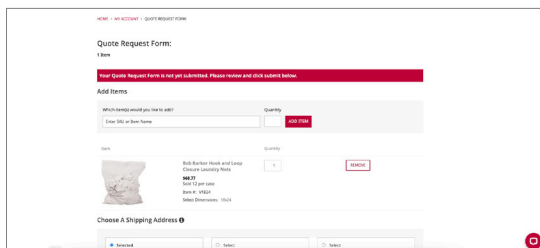
Add the items and quantities you need to your Cart.



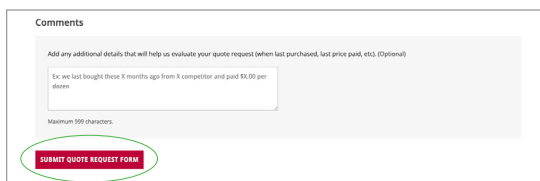
On the Shopping Cart page, click "REQUEST A QUOTE."



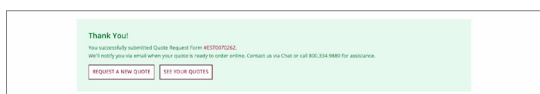
The message will say "The items in your cart will be emptied and moved to the Quote Request Form. Do you want to continue?" Click "YES, EMPTY CART AND CONTINUE TO QUOTE REQUEST FORM."



Review the items and quantities on the Quote Request Form and confirm your shipping address.



Add any comments such as when last purchased and paid. Click "Submit Quote Request Form" to complete the process.



You'll see the Quote Request Form number assigned to your request. You'll be notified by email when your quote is ready to order online.